

Directshares Standard platform



Directshares

Platform quick guide

This concise guide is to help you familiarise yourself with the many features and tools available on the St.George Directshares standard platform. Learn how to find stocks, trade a range of products, manage your portfolio, access market news, charts and more.

St.George Directshares Standard platform

1. Navigation overview
2. Finding a stock
3. Products
4. Placing a domestic trade
5. Placing an international trade
6. Your account
7. Your Options account
8. Stock specific market information
9. Watchlists
10. News and research
11. Trading tools
12. Advanced charting
13. Alerts
14. IPO centre
15. Settings
16. Live chat



1. Navigation Overview

The screenshot shows the Directshares Standard platform interface. At the top, there is a header bar with the user's name 'John Citizen', the time '16:13pm', and the market status 'ASX Open'. The main navigation bar is green and contains a search field, 'Products', 'Account', 'Trade', 'Watchlists', 'Insights', and 'Tools'. Below this, there are tabs for 'Summary', 'Products', 'News', 'Movers', and 'Morningstar Research'. The 'Movers and Shakers' section displays a table of top movers, and the 'Australian Indices' section shows a line chart for the S&P/ASX 200 index. A dropdown menu for selecting a country is also visible.


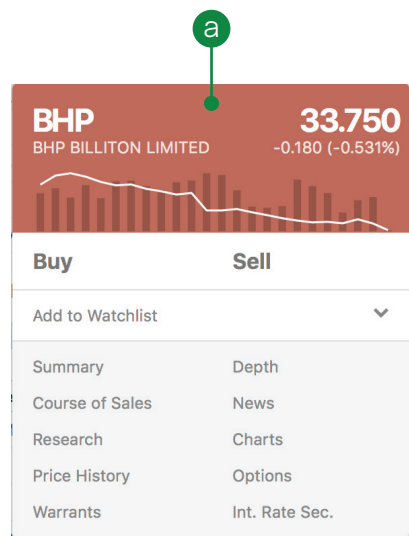
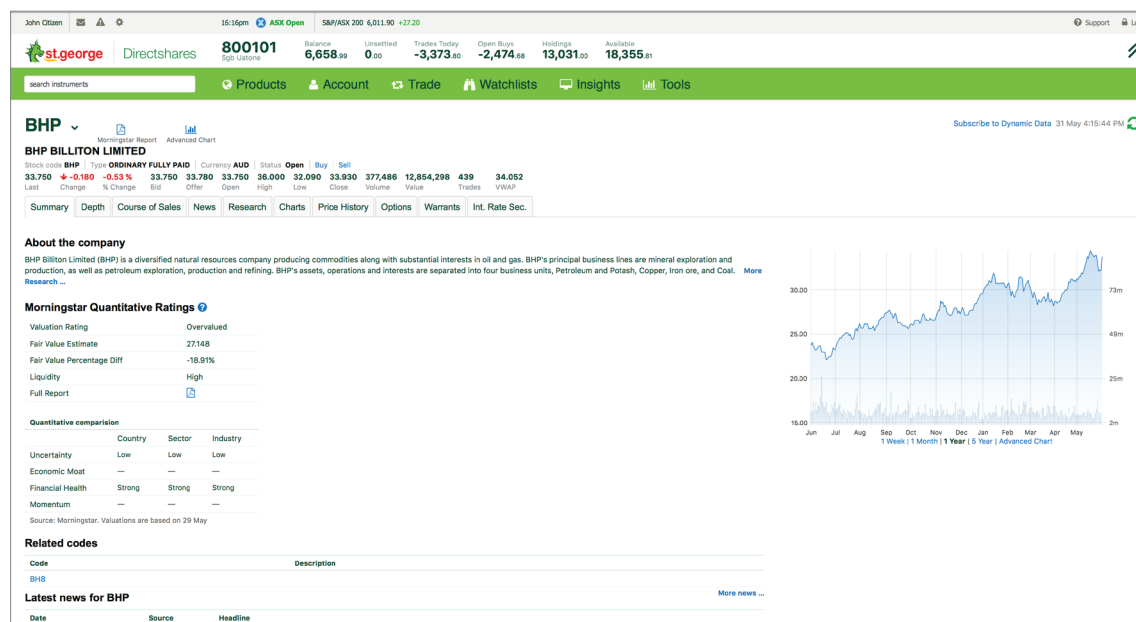
Code	Last	+/-	%	Value	News
BHP	33.830	-0.100	-0.29	12,851,994	
RIO	80.010	-2.900	-3.50	4,620,022	
NAB	26.430	-0.630	-2.33	3,961,873	Becoming a substantial holder for AZJ
CBA	72.070	+2.030	2.90	3,673,228	Ceasing to be a substantial holder for IPH
NCM	20.750	-0.530	-2.49	1,989,270	

- a. Enter a stock code or name in the 'search instruments' field
- b. View messages on trade events, stock alerts and invoices
- c. Create and manage alerts
- d. Manage personal details, market data and trading preferences
- e. View your account number, holdings and available balance
- f. Select, search or filter for available products
- g. Manage your existing positions and orders, view your order history, confirmations, statements
- h. Place a trade
- i. Open an existing watchlist or create a new one
- j. Access the latest market news and analysis, economic calendar and dividends calendar
- k. Access our stock filter and sector analysis, technical and fundamental market analysis, alerts and IPO centre
- l. Access education materials, platform videos, additional account forms and client support information, including live chat
- m. Hide the account details bar
- n. Securely log out of the platform

2. Finding a stock

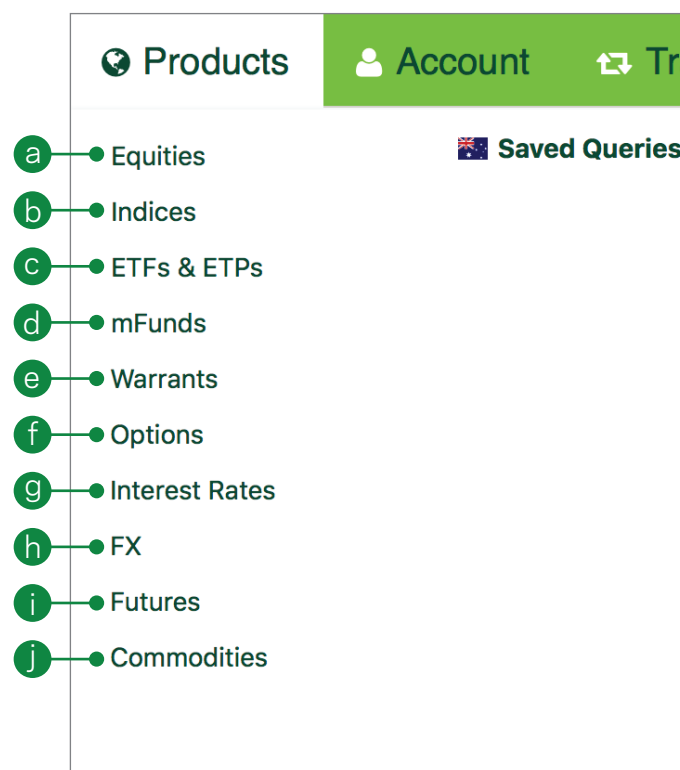
Access market information or place a trade quickly from the hover menu or from the footer bar on the platform

- Hover over any stock to bring up the stock menu to access course of sales research, charts and more
- Enter the company name or stock code
- Select from either live quote, analysis or trade options
- Quickly access up to five recently viewed stocks



3. Products

- a. Search and filter for all equities available to trade in your selection
- b. View the current prices of Indices
- c. Search and filter for ETFs & ETPs available to trade. EFTs & ETPs are a range of investment funds that hold a collection of assets like shares, commodities and bonds
- d. Search and filter for unlisted managed funds that can be bought and sold through the mFund Settlement Service
- e. Filter to see all available Warrants to trade*
- f. Search and filter for available Exchange Traded Options*
- g. Search and filter for available Interest Rates Securities to trade*
- h. View the current prices of Futures
- i. See the latest price movements for popular commodities
- j. View saved queries for the selected region



*Only available when Australia is selected as the region

4. Placing a domestic trade

Click any buy or sell price on the platform to launch the order ticket, or select your order ticket from 'Trade' drop down menu

- a. Enter the stock you want to trade
- b. Click the buy or sell button to change the order type
- c. Enter the quantity you wish to buy or sell
- d. Select the order instructions- choose between 'Limit', 'At Market', or 'Conditional Order'
- e. Select an expiry for your order - 'Good Till Cancelled', 'Day Only', or a specific date
- f. Add an optional stop loss order to this position to protect against adverse price movements
- g. Add an optional take profit order to this position so that you can exit your trade when an advantageous price is reached
- h. Enter trading PIN to place your order

Order instructions:

Limit price - A maximum price on a buy order or a minimum price on a sell order.

If the market doesn't reach the set price, the order won't be executed

At market - An order that you use to specify the direction and size of a trade, but not the price which could be placed 3 price steps above or below the last sale. This ensures your order will be filled as quickly as possible

Conditional order - An order that sets a 'trigger' to execute based on a set of criteria or market conditions

Expiry definitions:

Good till cancelled - The order will not expire until it is filled or the stock is purged by the ASX

Day Only - This type of order will expire at the end of the day if it has not filled

Stop loss - An option to submit an order to the market to close your position when the price reaches your specified stop-loss price

Take profit - An option to submit an order to the market to close an open position at a more profitable price compared to the price when placing the order.

Place Order Click To Refresh

Sgb Uatone Available
800101 \$18,355.81

a Stock: [Find Codes](#)

Exchange: ASX CHI-X

b Order type: Buy Sell
 18,355.81 AUD 320 held

c Quantity:

d Instructions:

Limit price: Last: **33,750 AUD**

e Expiry:

Brokerage¹ **\$11.00** Cost¹ **\$3,411.00**

f Stop Loss + Add

g Take Profit + Add

h Trading PIN: [Forgotten PIN?](#)

Place Order

1. Brokerage includes GST. Brokerage and Cost are estimates only.

5. Placing an international trade

Click any buy or sell price on the platform to launch the order ticket, or select your order ticket from 'Trade' drop down menu

- a. Enter the international stock you want to trade
- b. Click the buy or sell button to change the order type
- c. Enter the quantity you wish to buy or sell
- d. Select the order instructions- choose between 'Limit price,' 'At Market'
- e. Select an expiry for your order - 'Good Till Cancelled,' 'Day Only,' or a specific date
- f. Brokerage rate
- f. FX buffer rate - this is applied to buy orders only at the time of placement to protect against currency movements. Any excess buffer will be unlocked on order execution
- g. Enter trading PIN to place your order

Order instructions:

Limit price - A maximum price on a buy order or a minimum price on a sell order. If the market doesn't reach the set price, the order won't be executed

At market - An order that you use to specify the direction and size of a trade, but not the price which could be placed 3 price steps above or below the last sale. This ensures your order will be filled as quickly as possible

Expiry definitions:

Day Only - This type of order will expire at the end of the day if it has not filled

Place Order

[Click To Refresh](#)

Sgb Uatone Available

800101 **\$18,355.81**

a Stock: [Find Codes](#)

Exchange: **XNAS**

b Order type: Buy 18,355.81 AUD Sell

c Quantity:

d Instructions:

Limit price: Last: **353.540 USD**

e Expiry:

Est. Cost: 3,400.00 USD @ 1.317 AUD 4,477.63 AUD

Est. Brokerage: 19.95 AUD

Fees

Est. Sub total: 4,497.58 AUD

FX Buffer: 1% 44.98 AUD

Est. Total: **4,542.56 AUD**

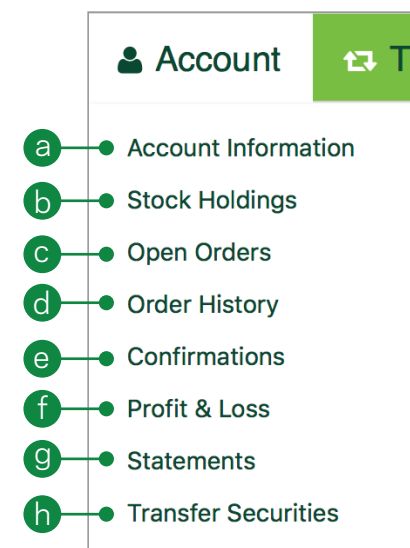
h Trading PIN: [Forgotten PIN?](#)




✓ Place Order

1. Brokerage includes GST. Brokerage and Cost are estimates only.

6. Your account

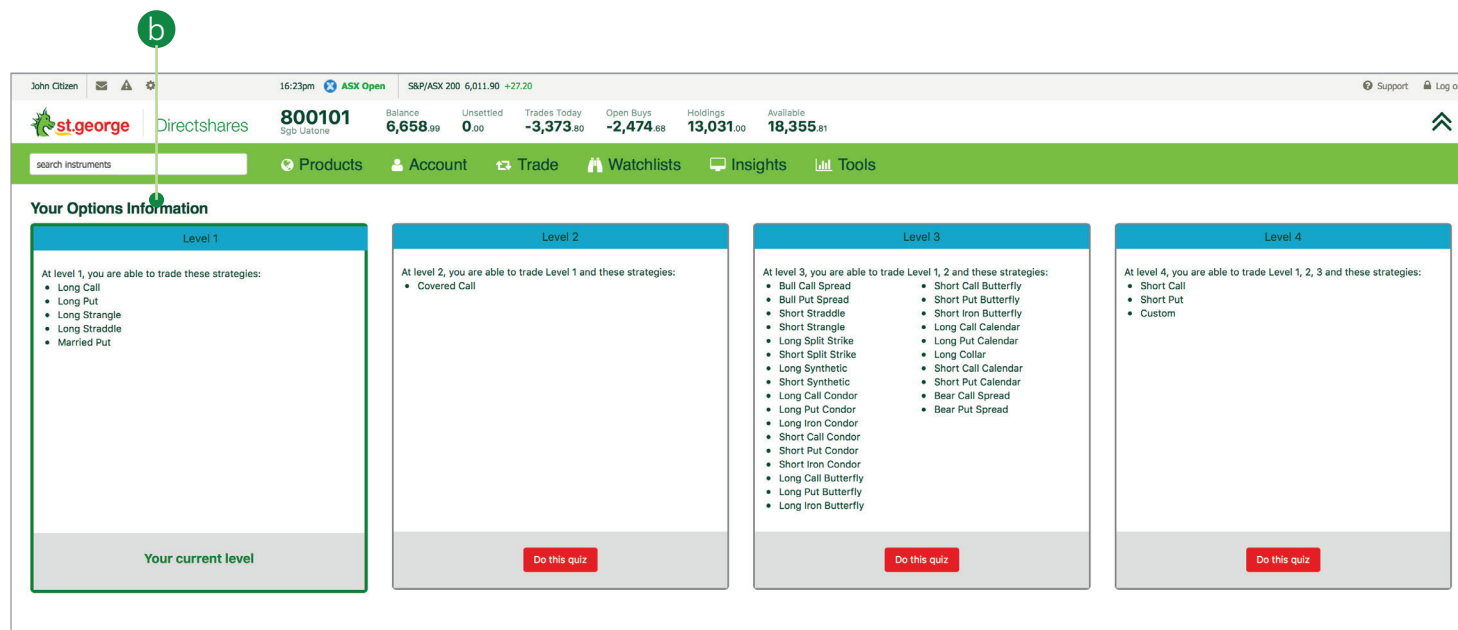
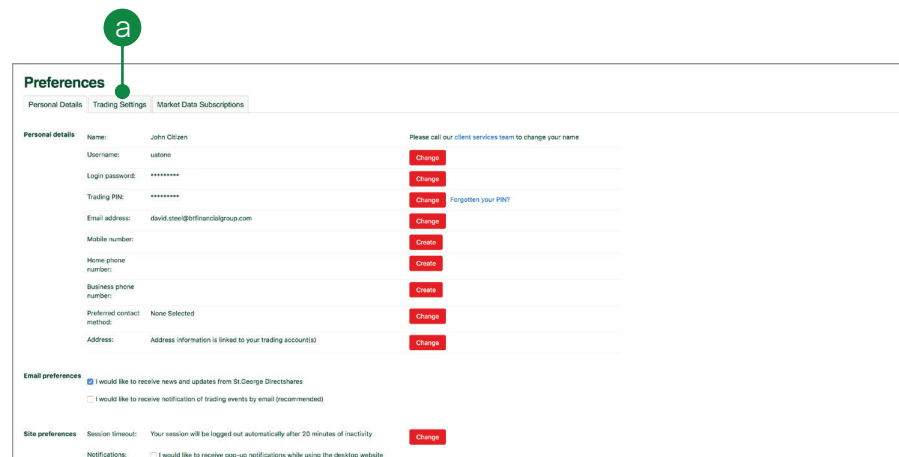
- a. Check your account information
- b. View your current holdings
- c. View all open orders and download a summary of these trades
- d. View and download past orders
- e. View and download all your order confirmations
- f. Check the performance of your holdings
- g. View and download all account statements within a specified time period
- h. Request a transfer of issuer sponsored securities to a nominated account



Accounts									
Account	Name		Bank Balance	Unsettled	Trades today	Open buys	Holdings	Available	
800101	Sgb Uatone Cash Account: 242771 Options Account: 3425 HIN: 123456		\$6,658.99	\$0.00	(\$3,373.80) 2 trades	(\$2,474.68) 1 open buy	\$13,175.00	\$18,355.81	
TOTALS			\$6,658.99	\$0.00	(\$3,373.80) 2 trades	(\$2,474.68) 1 open buy	\$13,175.00	\$18,355.81	

7. Your options account

- a. View your current options level, or click through to increase your options trading level by selecting cogwheel > 'Trading Settings'
- b. View the strategies available to each options trading level, and select the options quiz level you wish to complete
 - i. Each options trading quiz is made up of ten questions and require 80% to pass. You have a total of four attempts at each options quiz level
 - ii. You do not have to take these quizzes consecutively, you can pick the level you want to progress to



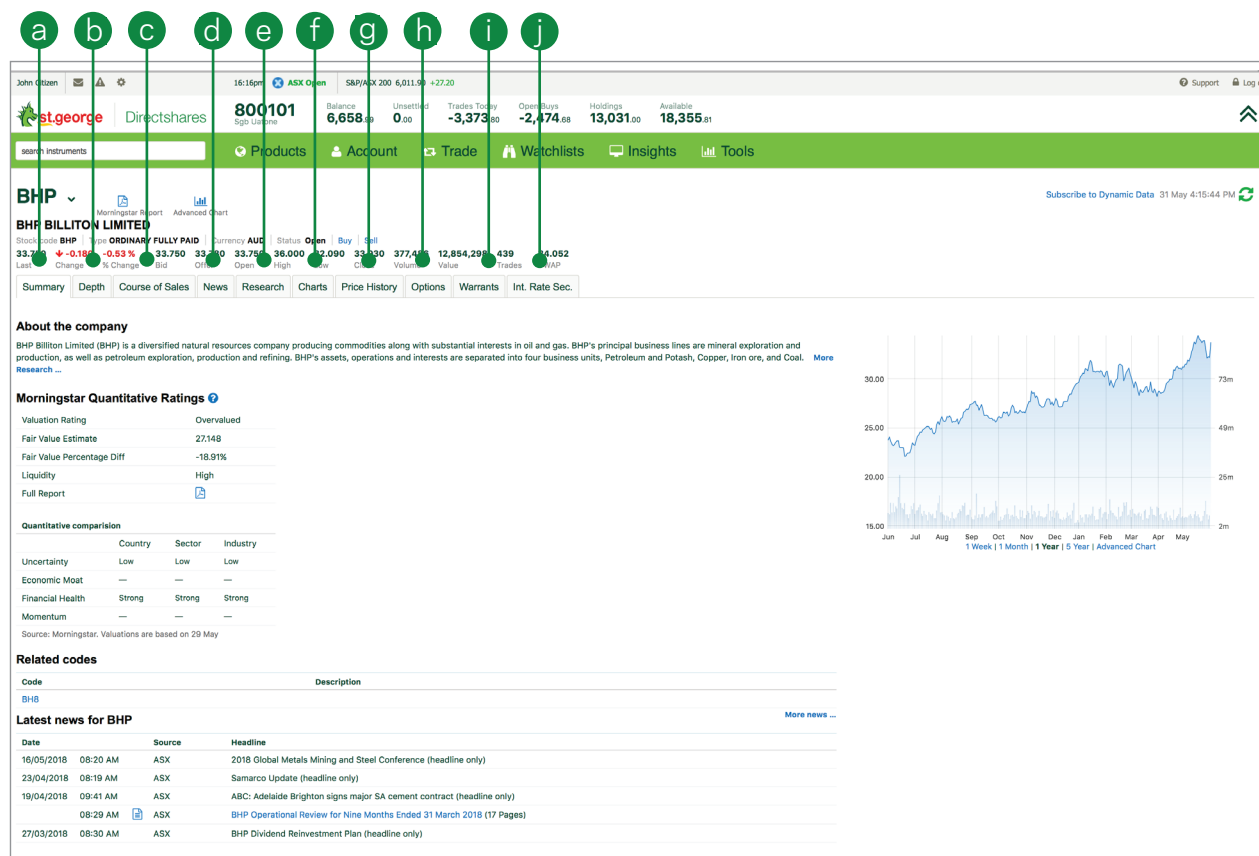
Options trading levels

You will need to activate your Options account, it will not be switched on by default.

8. Stock specific market information

Review a stock's performance with access to depth, course of sales, charts, news and research plus much more. You can access all of this information on any stock's profile page.

- a. Get a quick snapshot of the stocks performance
- b. See the number of buyers and sellers, volume and prices of the stock
- c. View a summary of all trades that have taken place throughout the trading day
- d. Read the latest stock related news from Dow Jones and ASX
- e. Access a summary of value, income, risk profiles and growth rates
- f. Access both basic and advanced charts for the stock
- g. View/download historical prices of the stock
- h. See available options for the stock with the ability to filter by expiration date and range
- i. View available Warrants for the stock
- j. View the interest rate securities available for the stock



9. Watchlists

Create watchlists containing your favourite domestic and international products for easy access

- View default watchlists
- Click on 'Create watchlist' to create a new list
- Add stocks to your new list by entering the stock code and separating them with commas
- Enter a name for the watchlist and click 'create'
- View your list in either Watchlist view or Portfolio view
- View watchlist in a pop out window, edit or delete the watchlist

The screenshot illustrates the process of creating and viewing a watchlist. It is divided into two main sections: the top navigation and the main content area.

Top Navigation: A green header contains 'Watchlists', 'Insights', and 'Tools'. Below it, a menu shows 'Banking Stocks', 'Major Indices', 'My Portfolio', 'Popular Products', and 'Watchlist5'. A 'Create Watchlist' button is highlighted with a green circle 'b'.

Watchlist Creation Form: A pop-up window titled 'Create new watchlist' is shown. It has a 'Find codes...' search bar (circle 'c'), a 'Enter stock codes:' field, and a 'Create' button. Below the search bar, instructions state: 'Up to 200 codes with commas, e.g BHP, TLS, NAB. You can also enter more later.' The 'Enter watchlist name:' field contains 'Trade Opportunities' (circle 'd') and has a character limit of 'Up to 40 characters including spaces.' A 'Create' button is at the bottom. A pop-out icon (circle 'f') is in the top right corner.

Banking Stocks Watchlist View: The main content area shows the 'Banking Stocks' watchlist. It has tabs for 'Watchlist View' (selected) and 'Portfolio View' (circle 'e'). An 'Add Codes' field with an 'Add' button and a 'Find codes...' search bar are at the top. A table of stock data is displayed, and a 'Download CSV' button is in the top right. The table is updated at 04:26:14pm.

Code	Last	+/-	%	Bid	Offer	Open	High	Low	Close	Volume
ANZ	↑ 28.020 AUD	0.010	0.04%	27.630	27.760	28.000	29.000	25.500	28.010	647,731
BEN	↑ 10.920 AUD	0.050	0.46%	10.820	10.930	10.830	11.390	10.300	10.870	15,228
BOQ	↓ 10.120 AUD	-0.160	-1.56%	0.000	10.270	10.260	10.470	9.740	10.280	38,049
CBA	↑ 72.070 AUD	2.030	2.90%	72.070	72.080	70.370	72.070	70.370	70.040	50,968
FFF	0.000 AUD	0.000	0.00%	0.000	0.000	0.000	0.000	0.000	0.000	0
HOM	0.590 AUD	0.000	0.00%	0.000	0.000	0.000	0.000	0.000	0.590	0
MOC	1.885 AUD	0.000	0.00%	0.000	2.020	0.000	0.000	0.000	1.885	0
MYS	4.770 AUD	0.000	0.00%	4.650	0.000	0.000	0.000	0.000	4.770	0
NAB	↓ 26.430 AUD	-0.630	-2.33%	26.420	26.430	27.060	27.770	20.000	27.060	152,211
RHG	2.200 AUD	0.000	0.00%	0.000	0.000	0.000	0.000	0.000	2.200	0
ROK	2.000 AUD	0.000	0.00%	0.000	0.000	0.000	0.000	0.000	2.000	0
WBB	2.260 AUD	0.000	0.00%	0.000	0.000	0.000	0.000	0.000	2.260	0
WBC	↓ 28.850 AUD	-3.330	-10.35%	28.850	29.000	28.850	28.850	28.850	32.180	28,234

Prices in this table are delayed by at least 20 minutes for the following countries: Australia, United States, United Kingdom, Hong Kong, Canada, Singapore, France, Netherlands, Belgium, Switzerland, Germany, Japan

10. News and research

Insights
Tools

News a

Market Commentary a

Economic Calendar b

Upcoming Dividends c

- a. Live news and analysis to keep you up to date with the latest market information
- b. Get a snapshot of corporate action dates, easily filtered by events and sectors
- c. View upcoming dividends for all ASX-listed companies, including ex-dividend and pay dates, cents per share and franking percentage

Summary
Products
News
Movers
Morningstar Research

ASX Announcements

4:23PM	Corporate Governance Statement 2017
4:21PM	Final Director's Interest Notice - Bruce Hancock
4:21PM	Change in substantial holding for PPT
4:21PM	Change in substantial holding for NCK
4:20PM	Change in substantial holding from PPT
4:20PM	Change in substantial holding for AGZ
4:19PM	Change in substantial holding from PPT
4:19PM	Change in substantial holding for DNA
4:17PM	Non-executive director retirement
4:16PM	Results of Meeting

Summary
Products
News
Movers
Morningstar Research

Market Information

Stock Market Commentary

Date
31/05/2018
29/05/2018
28/05/2018
25/05/2018
24/05/2018
23/05/2018
22/05/2018
21/05/2018
20/05/2018
17/05/2018

Stock Filter
Sector Analysis
Calendar
Dividends
IPO Centre

Calendar

May 2018

Event | All Events | Sector | All Sectors | Go

<< Previous Month

Monday	Tuesday	Wednesday
30	1	2

AGM:
NLS
Books Close:
NXT, DMV
Code Change:
FIN
Div Ex Date:
AAA, BILL, ELOT, HBRD, HNST, HSC, GRON, WELS, YTMCCA
Div Pay Date:
BRV, CLV, EVN, NHC
Listing:
AZZ
Name Change:
FIN
Report (Annual):
LIS, RUC
Report (Interim):
ANZ
Report (Prelim):
RVC
Report Quarterly:
ACE, AES, ASG, ASD, ATC, AUQ, MVD, BAY, BVA, BVC, CAS, CAV, CNU

AGM:
DJB, SPT, MDS
Books Close:
AAA, BILL, ELOT, GDRS, WEL, TTE
Delisting:
JSC
Div Ex Date:
AGD
Div Pay Date:
NSM, YTMGE
Name Change:
JHG
Reinstated:
SON
Suspended:
AME, EOL, FID, FOX, SPX
Capital Dilution:
BLT, ELS
Issued Shares:
ABC, ABT, AHX, ASP, APR, ARE, ARJ, BMO, BOK, BOE, GML, GSC, CLS, OGG, EHL, FZD, HPR, HV, JSC, KSC, SZS, MFD, NOV, NIB, CVO, RA, CBE, BUD, AFE, AS, AVO, AOF, ASL, ATU, AXV

ITL
Report (Annual):
MBL, MGD
Report (Prelim):
MGG
Suspended:
EMO, TL, QBL
Morningstar Research:
ZEL
Issued Shares:
ABO, AGL, ACO, AP, AOB, AVO, CVO

Stock Filter
Sector Analysis
Calendar
Dividends
IPO Centre

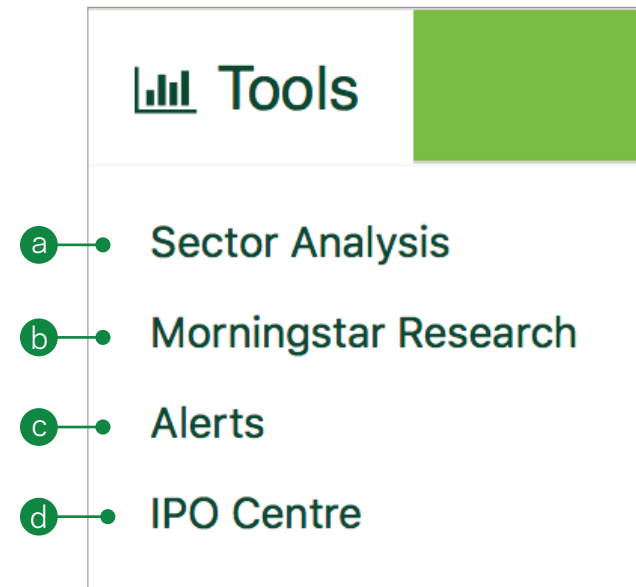
Dividends

BUYERS - to be entitled to the dividend, you must purchase the stock PRIOR to the ex-date.
SELLERS - to be entitled to the dividend, you must sell the stock on or after the ex-date.

Asx Code	Company	Ex Date	Payment Date	Dividend	Franking
APV	Ama Property Securities	28 May, 18	15 Jun, 18	0.80	0.00%
CSR	Convenience Retail REIT	28 May, 18	31 May, 18	5.00	0.00%
AMA	Ama Group	27 Apr, 18	15 Jun, 18	0.50	100.00%
SST	Steamships Trading Company	27 Apr, 18	06 Jul, 18	13.59	0.00%
API	Australian-Pharmaceutical Industries	01 Jun, 18	01 Jun, 18	3.50	100.00%
WAT	Waterco	03 May, 18	15 Jun, 18	2.00	100.00%
RMD	ResMed	09 May, 18	14 Jun, 18	3.25	0.00%
TWD	Tamwood	11 May, 18	01 Jun, 18	11.00	100.00%
ANZ	ANZ Bank	14 May, 18	02 Jul, 18	80.00	100.00%
MGI	Marjorie Group	14 May, 18	03 Jul, 18	200.00	45.00%
NAB	National Aust. Bank	15 May, 18	05 Jul, 18	99.00	100.00%
SWPA	--	15 May, 18	31 May, 18	232.64	100.00%
LDS	United Overseas Australia	15 May, 18	07 Jun, 18	2.50	0.00%
ASG	Autosports Group	16 May, 18	31 May, 18	4.20	100.00%
PLB	Plato Income Maximiser	16 May, 18	31 May, 18	0.50	100.00%
REX	Regional Express	16 May, 18	31 May, 18	4.00	100.00%
DDR	Dicker Data	17 May, 18	01 Jun, 18	4.40	100.00%
LTN	Lantern Hotel	17 May, 18	01 Jun, 18	0.20	0.00%
WBC	Westpac	17 May, 18	04 Jul, 18	94.00	100.00%
JHG	Janus Henderson Group	18 May, 18	01 Jun, 18	42.80	0.00%

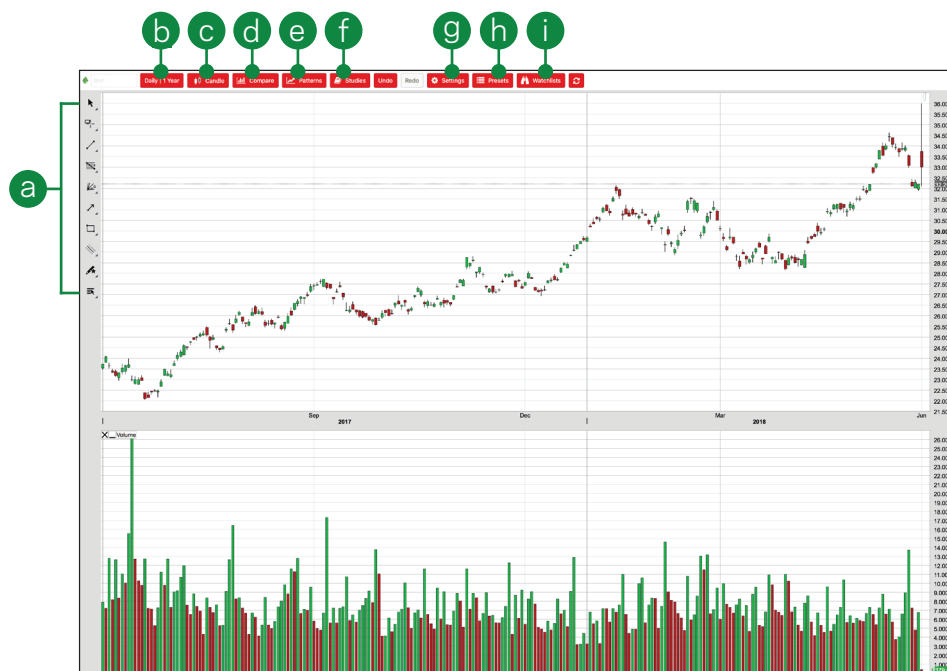
11. Trading tools

- a. Compare key metrics like earnings per share, dividends per share and dividend yield, across sectors and sub-sectors to view the top 300 stocks within each sector
- b. View under/over valued stocks including fair value and liquidity ratings
- c. View/edit your alerts
- d. View and bid on current Australian IPOs with OnMarket Bookbuild



12. Advanced Charting

Launch our advanced charts from the Charts tab for any stock



- a. Access a large suite of drawing tools - trend lines; Fibonacci & many more
- b. Change the time frame covered by each candlestick/bar or the amount of history shown on the chart
- c. Select your preferred chart type - candlesticks; bar charts & more
- d. Compare the performance of different stocks on a single chart
- e. Search for chart patterns
- f. Add studies like moving averages or RSI
- g. Change the look of your chart via multiple settings
- h. Save your drawings and studies then scroll through different scenarios using presets
- i. Click through stocks of interest by setting up watch lists then clicking to bring up charts with saved drawings and pre-set studies

13. Alerts

Manage your alerts by simply hovering over the tools menu and selecting 'Alerts'

The screenshot shows the 'Manage Alerts' page. At the top, there are tabs for 'My Alerts', 'Help', and 'Terms and Conditions'. Below this is the 'Add a New Alert' section, which includes an 'Enter Code' input field (callout 'a'), a 'Find Codes...' button, a 'Select Type' dropdown menu (callout 'b') with options for Price Alert, News Alert, Status Alert, and Volume Alert, and an 'Add Alert' button. Below the form is a table of existing alerts. The table has columns for Code, Enabled, Type, Description, Site, SMS, Email, Fired, and Edit. Two alerts are listed: AAPL:US (Price alert, enabled, last sale at or above 180,000) and WBC (Price alert, disabled, last sale at or below 29,000). Callout 'c' points to the 'Email' column, 'd' points to the 'Fired' column, and 'e' points to the 'Edit' column. A 'Page 1' indicator is visible in the bottom right corner.

Code	Enabled	Type	Description	Site	SMS	Email	Fired	Edit
AAPL:US	<input checked="" type="checkbox"/>	Price	Last Sale at or above 180.000	<input checked="" type="checkbox"/>	<input type="checkbox"/>	<input type="checkbox"/>	0	Edit
WBC	<input type="checkbox"/>	Price	Last Sale at or below 29.000	<input checked="" type="checkbox"/>	<input type="checkbox"/>	<input type="checkbox"/>	1	Edit

- Enter the stock code
- Select either price, news, status or volume alert and click 'add alert to save'
- Shows the delivery mode selected for a particular alert
- View how many times this alert has been triggered
- Edit the alert settings

14. IPO centre

Browse the range of OnMarket offers available on our IPO Centre, simply register with the OnMarket portal and provide your HIN to place your bid. Your holdings will seamlessly be added to your designated portfolio once the offer is successfully closed.

IPO Centre

Stock Filter | Sector Analysis | Calendar | Dividends | **IPO Centre**

OnMarket BookBuild Offers


ASX Code	Company Name	Status	Closing Date	Issue Price	Details
DCL	DomaCom Limited ↗	Live - Bid Now	19 Aug 2016	0.75	More
KYK	Kyckr Limited ↗	Live - Bid Now	12 Aug 2016	0.20	More
AAB	AdAlta Limited ↗	Live - Bid Now	12 Aug 2016	0.25	More
CAB	CoAssets Limited ↗	Closed - Funded	30 Jun 2016	0.40	More
9SP	9 Spokes International ↗	Closed - Funded	24 May 2016	0.20	More
DRO	DroneShield Limited ↗	Closed - Funded	20 May 2016	0.20	More
WLE	WAM Leaders Limited ↗	Closed - Funded	17 May 2016	1.10	More
MA1	Monash Absolute Investment Company ↗	Closed - Funded	23 Mar 2016	1.00	More

- You can access our IPO centre by hovering over the 'Tools' menu and selecting 'IPO Centre'. Click 'Bid now' to learn more about an available IPO
- Get an overview of the selected IPO including important dates, share price, minimum bid and the size of the offer
- Click on 'Bid' to access the Directshares OnMarket portal and place your bid

Note:

If you wish to bid on the OnMarket platform, you will need to register with your **Holder Identification Number (HIN)**. This can be found by selecting 'Account Information' from the 'Account' menu on the platform and will be displayed under your account name.

b DomaCom Limited (DCL) Live



DomaCom Initial Public Offering

Alan Kohler
Financial Journalist and Commentator

Alan Kohler Interviews Arthur Napoutsidis, Founder and CEO of DomaCom (4:34 minutes)

DomaCom
FRACTIONAL PROPERTY INVESTING

Filed Type: 11 Jul 2016
Offer Open: 19 Aug 2016
Offer Price: \$0.75
Price: \$2,250
Size of Offer: \$5-10 million
Minimum Bid

Show and Partners
Lead Manager

By clicking bid, you will leave the trading platform.
If you wish to bid on the OnMarket platform, you will need to register with your Holder Identification Number (HIN).

Bid ↗

Overview

DomaCom Limited (ASX: DCL) has developed what it believes to be the first registered managed investment scheme in Australia offering a fractional investment product through a bespoke online crowdfunding platform – The DomaCom Fund.

The DomaCom Fund currently provides fractional property interests in real property, breaking down high value, illiquid assets into smaller fractions that are available for retail investment. In this way, it enables SMSFs and other retail investors to access investment opportunities in property that otherwise may not be available to them.

As at March 2016, the DomaCom Fund comprised 18 Sub-Funds, representing total FUM of \$12.4 million. There are currently 37 active Book Builds taking place on the platform at various stages. DomaCom has also been running a well-publicised crowdfunding campaign to raise approximately \$210 million to acquire the land assets of the iconic Kieran Station.

Other products currently under development and, subject to regulatory approval, expected to be launched in the 2017 Financial Year include the DomaCom Corporate Bonds Product and DomaCom Equity Release Product.

15. Settings

Configure your account and platform to suit your individual needs by using the inbuilt preferences and settings.

- a. Access your platform preferences by hovering over the cogwheel in the top left hand corner. Select from:
 - i. Personal Details - change your username, password, trading PIN or other personal details. You can also manage your email and site preferences here.
 - ii. Trading Settings - update your order ticket style, enable or disable your trading PIN and manage your options trading levels and international market access
 - iii. Market Data Subscriptions
- b. Set your preferred default order ticket style (Full Page Ticket or Quick Ticket) and enable or disable a trading PIN on your account. We recommend the use of a trading PIN for additional security. Trading Settings is also where you can see your Options trading level and set your international markets
- c. Select and manage your 'Market Data' package, choose from delayed, live (click to refresh) or dynamic (streaming) data

Preferences

Personal Details | Trading Settings | Market Data Subscriptions

Personal details

Name:	John Citizen	Please call our client services team to change your name
Username:	uatone	Change
Login password:	*****	Change
Trading PIN:	*****	Change Forgotten your PIN?
Email address:	david.steel@btfinancialgroup.com	Change
Mobile number:		Create
Home phone number:		Create
Business phone number:		Create
Preferred contact method:	None Selected	Change
Address:	Address information is linked to your trading account(s)	Change

Email preferences

I would like to receive news and updates from St.George Directshares

I would like to receive notification of trading events by email (recommended)

Site preferences

Session timeout: Your session will be logged out automatically after 20 minutes of inactivity [Change](#)

Notifications: I would like to receive pop-up notifications while using the desktop website

16. Live chat

Available from Monday morning to Saturday morning to coincide with world market opening hours. Easily accessible by clicking on the 'chat now' button found in the bottom right hand corner of the platform or from the 'Support' drop down menu.

The screenshot displays the Directshares platform interface. At the top, it shows the user's name (John Citizen), time (16:12pm), and market status (ASX Open). Key account information includes a balance of 6,658.99, unsettled funds of 0.00, and a total value of 18,355.81. The main navigation bar includes sections for Products, Account, Trade, Watchlists, Insights, and Tools.

The central content area is divided into several sections:

- Movers and Shakers:** A table listing top-performing and declining stocks.

Code	Value	Volume	% Gainers	% Losers	Last	+/-	%	Value	News
BHP	↓	33,830			-0.100	-0.29	12,851,994		
RIO	↓	80,010			-2.900	-3.50	4,620,022		
NAB	↓	26,430			-0.630	-2.33	3,961,873	Becoming a substantial holder for AZJ	
CBA	↑	72,070			+2.030	2.90	3,673,228	Ceasing to be a substantial holder for IPH	
NCM	↓	20,750			-0.530	-2.49	1,989,270		
- Morningstar Quantitative Ratings:** A table comparing 1111 undervalued, 325 fair valued, and 246 overvalued stocks.

Top Undervalued				Top Overvalued					
Code	Full Report	Fair Value	FV Diff %	Liquidity	Code	Full Report	Fair Value	FV Diff %	Liquidity
GEM	[Report]	3.624	28.26	High	WHC	[Report]	3.173	-57.57	High
TLS	[Report]	3.902	27.99	High	WOR	[Report]	10.605	-52.85	High
AGI	[Report]	1.721	26.20	High	BSL	[Report]	11.243	-52.18	High
MSB	[Report]	2.002	25.07	High	RWC	[Report]	3.763	-50.42	High
MLD	[Report]	1.535	24.43	High	IEL	[Report]	6.311	-45.30	Medium
- Australian Indices:** A line chart showing the S&P/ASX 200 index performance over time, with a current value of 6,007.50 and a change of +22.80.
- News:** A section for the latest ASX announcements, including company secretary appointments and annual general meeting results.
- IPO - AdAlta Limited:** Details for an Initial Public Offering, including a price of 0.250 and a size of offer of \$8-10 million.
- World Markets:** A table showing the performance of various international indices like Dow Jones, NASDAQ, and FTSE 100.
- Sydney Futures Exchange:** A section for the Sydney Futures Exchange, showing the index value and change.



Directshares

St. George Directshares
Level 20, Tower 3, International Towers,
300 Barangaroo Ave, Sydney,
NSW 2000, Australia

Tel: 1300 133 500
Fax: +61 2 9221 9365
Email: service@directshares.com.au

The Directshares service is provided by CMC Markets Stockbroking Limited ABN 69 081 002 851 AFSL 246381 (CMC Markets Stockbroking), a Participant of the Australian Securities Exchange (ASX Group), Sydney Stock Exchange (SSX) and Chi-X Australia (Chi-X), at the request of St. George Bank (St. George), a division of Westpac Banking Corporation ABN 33 007 457 141, AFSL 233714. Disclosure documents relating to the Directshares service and services are available on Directshares.com.au or by calling us on 1300 133 500. CMC Markets Stockbroking and St. George are not representatives of each other. The information has been prepared without taking account of your objectives, financial situation or needs. Before acting upon any advice, you should consider whether it is appropriate for you having regard to your objectives, financial situation and needs.

The information contained in this quick guide was accurate at the time of printing.